Churchfields Infants' School
Our Music Pathway

YEAR 2

Summer 2
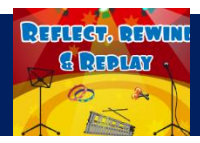

- Consolidate and revisit learning in singing, recorders, composition, improvisation. Embedding pitch, pulse and rhythm within these.
- Listen and appraise classical music
- Perform, share and evaluate

Summer 1 Friendship song

- Play, improvise and compose with recorders
- Improvise using notes learned on recorder to accompany songs.
- Copy and clap back rhythms, clap name and colour rhythms, find the pulse
- L&A – find the pulse and recognize reggae style, name some instruments they hear

Spring 2 -reggae


- cop,y, clap back rhythms, clap name and animal rhythms
- L&A – find the pulse and recognize, name some instruments they hear
- Compose using simple rhythms and notes learned on recorder.
- Accompany songs with notes learned on recorder ensuring correct positioning .
- Understand pitch as high and low sounds we add to the pulse and rhythm when we sing/play instruments.

Spring 1 - Rock

- Play recorders, correct positioning, BAG
- L&A – find the pulse and recognize rock style, name some instruments they hear
- Improvise using notes learned on recorder to accompany songs.
- March and find the pulse, be a rockstar and find the pulse
- Compose using simple rhythms and notes learned on recorder.
- Perform, share and evaluate learning.

Autumn 2

- March and find the pulse, be a rapper and find the pulse
- Understand pitch as high and low sounds we add to the pulse and rhythm when we sing/play instruments.
- Understand how to producea nice sound on recorders with breath control and finger positions. B, A
- Recognise songs have a musical style. Recognise and name some of the instruments
- cop,y, clap back rhythms, clap name and animal rhythms
- Sing and rap together in time. Improvise

YEAR 2

Summer 2
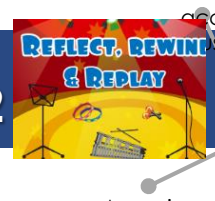

- Revisiit songs and musical activities from the year.
- Listen and appraise classical music
- Appraise performances using recodings

Summer 1- your imagination

- Play instruments in time and accurately using C
- Copy back rhythms, create name, colour, animal rhythms
- L&R – find the pulse, name 2 instruments
- Play glockenspiel parts using DFCD
- Improvise using D
- Sing in unison and in 2 parts
- Be a popstar finding pulse

Spring 2

- Sing song with actions
- Clap back rhythms, clap name and animal rhythms

Autumn 1 - South African Music

- Improvise in lessons and in performance
- Recognise 2 instruments when listening. Find the pulse
- March in time with the pulse, be an animal finding the pulse
- Know rhythm is different to pulse, clap back rhythms, clap name rhythm
- Recognise songs can have a Q&A section and a chorus
- Begin to learn how to hold a recorder properly and play B,
- Compose simple melody using simple rhythms using C and D

YEAR 1

Summer 2, Reflect, Rewind, replay
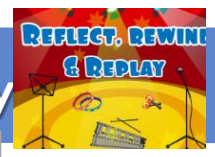

- Revise and recap songs learned through the year
- Revise rhythm activties
- Listen and appraise
- Revise pulse
- Revise pitch activities
- Share and perform the learning that has taken place

Summer 1 – Big Bear Funk

- Play the pulse with a pitched note or untuned instrument. Play a rhythm on a pitched note.
- Copy back the rhythm of words from the video. ● Clap the rhythm of words from the song.
- Enjoy listening and dancing to funk music
- Find the pulse in different ways and show this through actions eg funky
- Learn to sing the songs in unison with support. ● Add actions or substitute a word in some sections
- Choose one of the songs and perform it with any actions you have created. Listen back.

Spring 2 – Our World

- Learn to sing and perform the songs in unison with support.
- Copy sounds they can hear to distinguish high-pitched sounds from low-pitched sounds
- Copy back the rhythms of phrases in the song

Autumn 1 – Charanga Unit: Me

- Enjoy listening to the music and respond through dancing or other movement 6
- Find the pulse in different ways and show this through actions eg marching, jumping, moving like a character from the song 4
- Copy sounds they can hear to distinguish high-pitched sounds from low-pitched sounds.
- Choose one of the songs and perform it with any actions you have created.6
- Learn to sing familiar songs and nursery rhymes in unison
- Copy back the rhythm of their name. ● Clap the name of a friend for others to copy

Autumn 2 – My stories

- Find the pulse in different ways and show this through actions eg marching, jumping, moving like a character from the song. 2
- Copy phrases from the songs to discuss high-pitched sounds from low-pitched sounds
- Choose one of the songs and perform it with any actions you have created
- Enjoy listening to the music and responding to different speeds through dancing or other movement
- Play pitched note in time with the pulse
- Learn to sing the song in unison with support. ● Add actions or substitute a word in some sections
- Copy back a rhythm from the words of the song.
- Enjoy listening to the music and respond through dancing or other movement.

Spring 1 - Everyone

- Copy sounds they can hear to distinguish high-pitched sounds from low-pitched sounds.
- Learn to sing and perform songs and raps in unison, adding actions. 6
- Enjoy listening to the music and responding through dancing or other movement15
- Find the pulse in different ways and show this through actions eg marching, jumping, moving 4
- Copy back the rhythms of phrases in the song.
- Play a 1-note pattern in time with the pulse with glockenspiel

Reception

Summer
- Singing traditional songs and rhymes 5
- Singing number songs
- Junk modelling – exploring instrument making 1
- Exploring music in the outdoor provision – cable reel and music wall
- 4
- Letters and sounds phase 1 phonics – distinguishing sounds – instruments, environmental sounds 2
- 4
- Spring and easter songs
- 3
- 2

Nursery

Autumn
- Singing traditional songs and rhymes
- Exploring untuned percussion – follow signals to stop and start playing
- Learning simple Christmas songs and rhymes
- Listening and responding to music through movement
- 1
- Exploring music in the outdoor provision – cable reel and music wall
- 5
- Children choose favourite songs from song choice board 1
- Performing Christmas songs for parents
- 5

Spring
- Singing traditional songs and rhymes
- Exploring music in the outdoor provision – cable reel and music wall 1
- 3
- 1